



# Our Design and Development Process




Phase 01


# Research and Discovery

Define and document your optimal users, platform goals, and technical functionality needed to launch a successful project.

At the end of Phase 01 you will have documents that define and outline the foundation of your platform and brand.



# UI/UX Design and User Flows



Create user flows, wireframes, and your brand identity that get pulled into high-fidelity user interfaces.

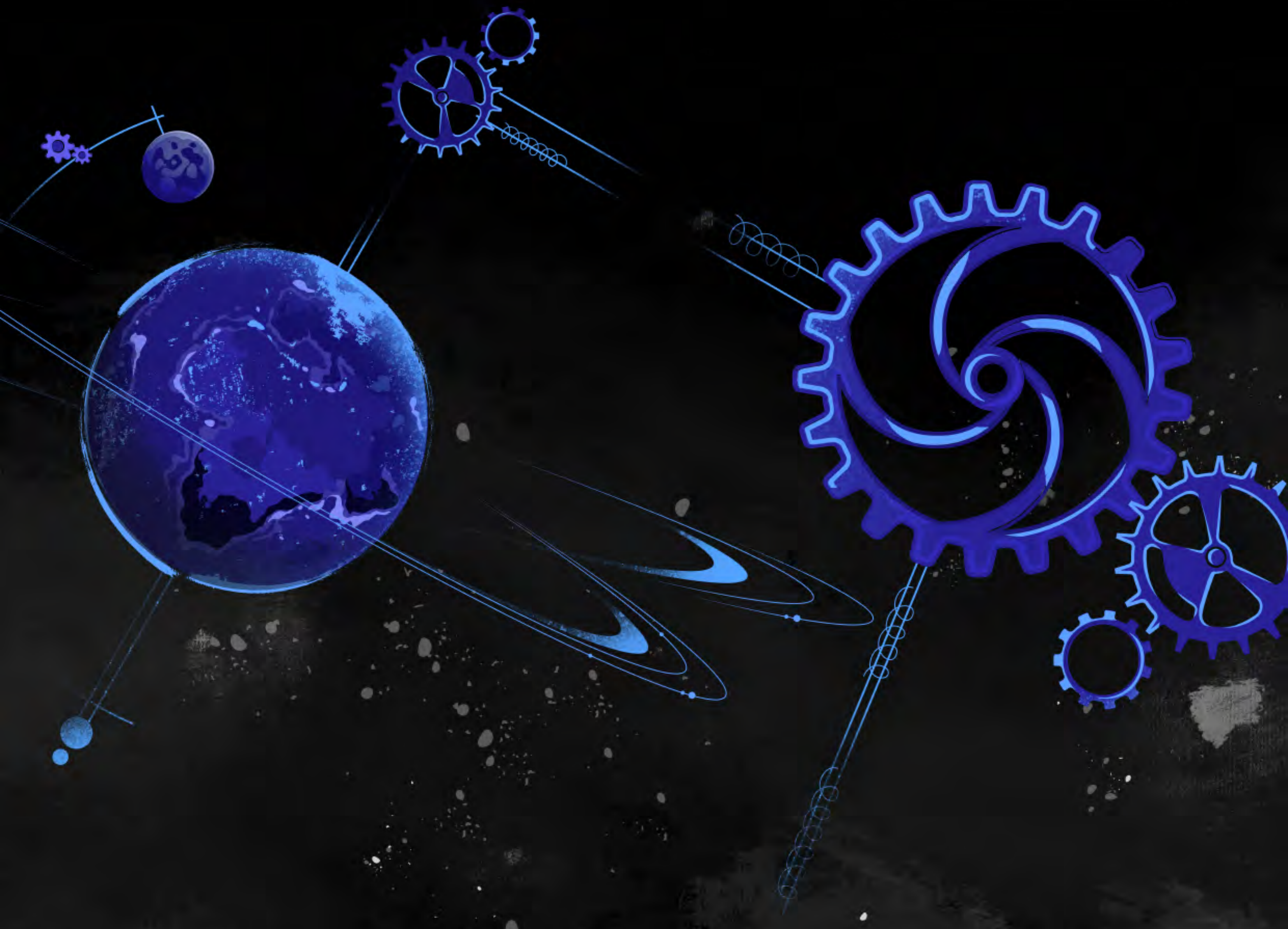
At the end of Phase 02 you will have design files that define the user flows of your platform, wireframes, and the hi-fi user interface that represent your unique brand. This will also include any mobile responsive designs clickable prototypes.

Phase 03

# Development

Develop your platform for frontend and backend optimization working in 2 week sprint cycles.

At the end of Phase 03 you will have a fully functional mobile app, website, or web application on a staging server.



# Testing and Quality Assurance

Testing to ensure there are no bugs or critical issues that would block users from using to your platform to its full capabilities.

At the end of Phase 04 your site will be bug free and ready for public launch.

```
// Hello Space! Website Beanmachine on line
Cosmo-space Hello Space
{
  Galaxy Milky Way;
}
Static void Original
// System console ("Hello Space");
}
#include <studio.h>
int n1, n2, n3;
for(n = 1; n < 5; ++n)
// Program ("Milky Way");
```

```
// Cosmo-space Hello Space
```



Phase 05

# Preparation for Launch and Going Live

Before public launch of your platform we will train any of your internal team so you know how to maintain and use your platform. We will create your production environment, migrate code bases, and launch your platform.

At the end of Phase 05 you will have a mobile app, website, or web application that is fully accessible to the public.





Phase 06

# Post-Launch Support

BeanMachine knows that websites, mobile apps, and applications are never a one-size-fits-all when it comes to post-launch support. We offer different package sizes and offerings to ensure you get the support you need after launch.

At the end of Phase 06 our team will ensure everyone knows the path forward to continuously offer you the technical support you need to succeed.





# Get in Touch



## Ready to launch your project?

Send a signal to mission control and a member of our team will be in touch.

Contact us:

[www.beanmachine.dev](http://www.beanmachine.dev)  
[hello@beanmachine.dev](mailto:hello@beanmachine.dev)  
310-999-1903

Location:

Los Angeles  
Phoenix  
Sacramento  
Kyiv